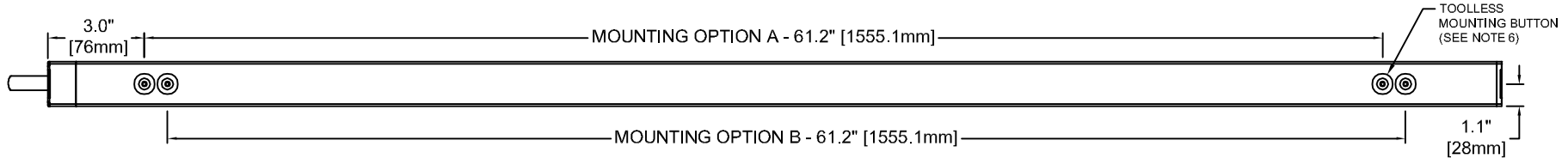
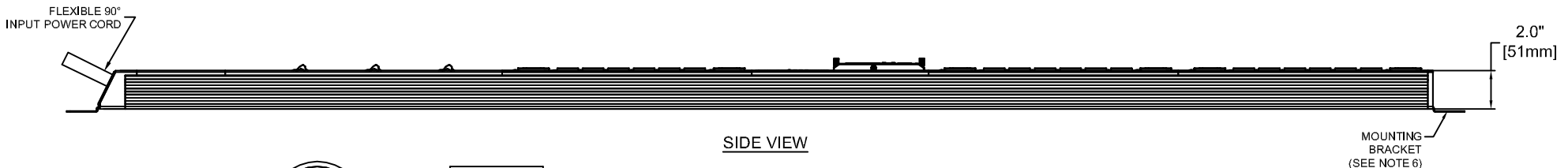


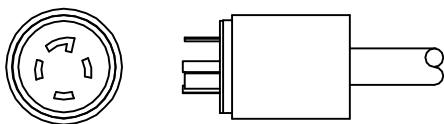
FRONT VIEW



REAR VIEW



SIDE VIEW



L15-30P
(3P/4W, 30A, 250V)

AGENCY COMPLIANCE:

UL 60950-1 (2ND EDITION) + AMENDMENT 1:2009, CSA C22.2 NO. 60950-1-07 (2ND EDITION) + AMENDMENT 1:2009, IEC60950-1 FULL CERTIFICATION SCHEME (CB-FCS)
 FCC PART 15, CLASS A, INDUSTRIAL
 ROHS COMPLIANT (REDUCTION OF HAZARDOUS SUBSTANCES)
 WEEE COMPLIANT (WASTE OF ELECTRICAL AND ELECTRONIC EQUIPMENT)

ENVIRONMENTAL:

OPERATING: 41° F-140° F (5° C-60° C) NON-CONDENSING, NON-CORROSIVE,
 10% - 90% RH
 STORAGE TEMPERATURE: -4° F-185° F (-20° C - 85° C)

NOTES:

- UNIT DIMENSIONS: 68.4" [1737mm] H x 2.4" (61mm) D x 2.2" (56mm) W
- UNIT WEIGHT: 16.5lbs (7.5kg)
- SHIPPING DIMENSIONS: 72.2" (1962mm) H x 10.7" [273mm] D x 6.2" [159mm] W
- SHIPPING WEIGHT: 18.5lbs (8.4kg)
- ALL WIRING IS TO BE IN COMPLIANCE WITH NATIONAL AND LOCAL ELECTRIC CODES.
- (2) MOUNTING BUTTONS AND (2) MOUNTING BRACKETS SUPPLIED WITH EACH UNIT. EITHER OPTION CAN BE USED TO MOUNT THE PDU.

METERING PARAMETER	MEASUREMENT ACCURACY
VOLTAGE	±1% + 0.1 VAC
CURRENT	±1.5% + 0.01A FROM 1% TO 10% OF UNIT RATING; ±1% FROM >10% TO 125% OF UNIT RATING

INPUT POWER

INPUT CORD	INPUT PLUG	WIRE COUNT	PHASE	VOLTAGE (VAC)	RATED AMPS	MAX. CONT. AMPS
10 FT/3.0M	L15-30P	L + L + L + PE	3	200-250V	30	24

OUTPUT POWER

BRANCH	RECEPTACLE TYPE (QUANTITY)	NOMINAL VOLTAGE (VAC)	MAX. CONTINUOUS AMPS	
			PER RECEPTACLE	PER BRANCH
A	(6) IEC-C13 / (2) IEC-C19	200-250V	12/16	16
B	(6) IEC-C13 / (2) IEC-C19	200-250V	12/16	16
C	(6) IEC-C13 / (2) IEC-C19	200-250V	12/16	16

DRAWN BY K. STACY	SHEET NO. 1 OF 1
CHK BY S. KALAIPOS	ECN NO.
REF. DWG.	ORDER NO.

MPH2 MANAGED RACK PDU
 OUTLET METERED AND OUTLET SWITCHED
 MPH1122

DWG. NO. MPHR1122	DATE 10/10/14	REV. # 1	1050 DEARBORN DRIVE P.O. BOX 29186 COLUMBUS, OHIO 43229
----------------------	------------------	-------------	---

