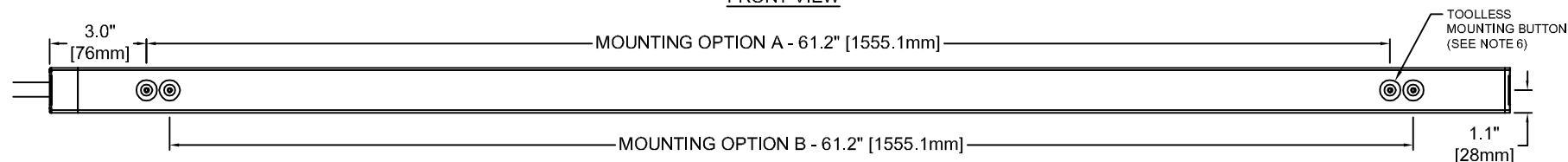
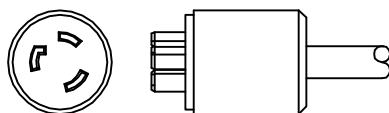
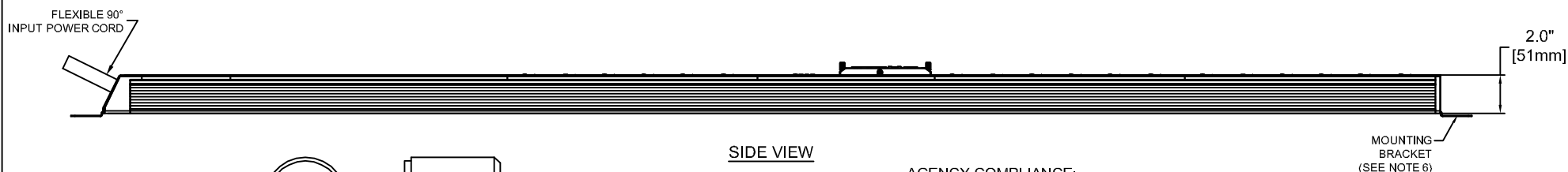


FRONT VIEW



REAR VIEW



L5-20P
(1P/3W, 20A, 125V)

AGENCY COMPLIANCE:

UL 60950-1 (2ND EDITION) + AMENDMENT 1:2009, CSA C22.2 NO. 60950-1-07 (2ND EDITION)
+ AMENDMENT 1:2009, IEC60950-1:2006 FULL CERTIFICATION SCHEME (CB-FCS)
FCC PART 15, CLASS A, INDUSTRIAL
ROHS COMPLIANT (REDUCTION OF HAZARDOUS SUBSTANCES)
WEEE COMPLIANT (WASTE OF ELECTRICAL AND ELECTRONIC EQUIPMENT)

ENVIRONMENTAL:

OPERATING: 41° F-140° F (5° C-60° C) NON-CONDENSING, NON-CORROSIVE,
10% - 90% RH
STORAGE TEMPERATURE: -4° F-185° F (-20° C - 85° C)

NOTES:

1. UNIT DIMENSIONS: 68.4" [1737mm] H x 2.4" (61mm) D x 2.2" (56mm) W
2. UNIT WEIGHT: 16.5lbs (7.5kg)
3. SHIPPING DIMENSIONS: 72.2" (1962mm) H x 10.7" [273mm] D x 6.2" [159mm] W
4. SHIPPING WEIGHT: 18.5lbs (8.4kg)
5. ALL WIRING IS TO BE IN COMPLIANCE WITH NATIONAL AND LOCAL ELECTRIC CODES.
6. (2) MOUNTING BUTTONS AND (2) MOUNTING BRACKETS SUPPLIED WITH EACH UNIT.
EITHER OPTION CAN BE USED TO MOUNT THE PDU.

METERING PARAMETER	MEASUREMENT ACCURACY
VOLTAGE	±1% + 0.1 VAC
CURRENT	±1.5% + 0.01A FROM 1% TO 10% OF UNIT RATING; ±1% FROM >10% TO 125% OF UNIT RATING

INPUT POWER

INPUT CORD	INPUT PLUG	WIRE COUNT	PHASE	VOLTAGE (VAC)	RATED AMPS	MAX. CONT. AMPS
10 FT/3.0M	L5-20P	L + N + PE	1	100-120V	20	16

OUTPUT POWER

BRANCH	RECEPTACLE TYPE (QUANTITY)	NOMINAL VOLTAGE (VAC)	MAX. CONTINUOUS AMPS	
			PER RECEPTACLE	PER BRANCH
A	(18) NEMA 5-20R T-SLOT	100-120V	16	16

DRAWN BY K. STACY	SHEET NO. 1 OF 1
CHK BY S. KALAIPOS	ECN NO.
REF. DWG.	ORDER NO.

MPH2 MANAGED RACK PDU
METERED AND OUTLET SWITCHED
MPHC1403

DWG. NO. MPHC1403	DATE 10/10/14	REV. # 1	1050 DEARBORN DRIVE P.O. BOX 29186 COLUMBUS, OHIO 43229
----------------------	------------------	-------------	---

FILE NAME: I:\dpg\DRAWINGS\MPH2 Powerstrips\MPHC1403-00.DWG

