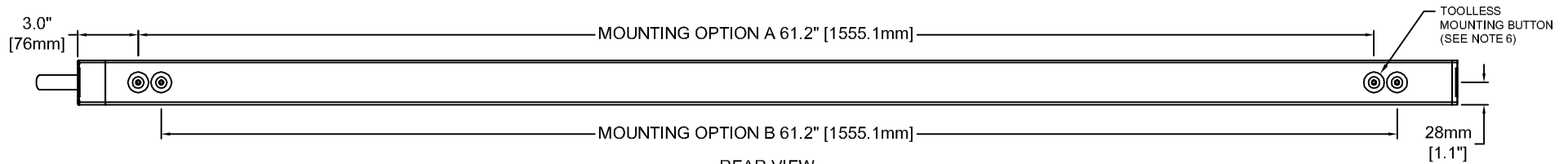
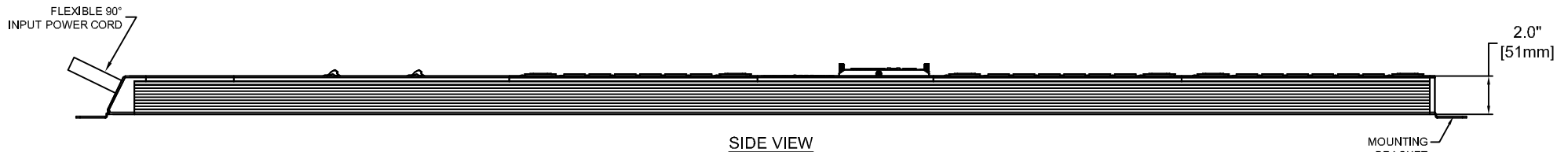


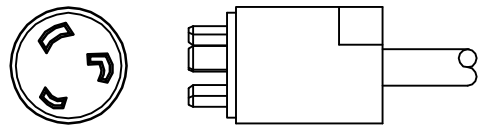
FRONT VIEW



REAR VIEW



SIDE VIEW



L6-30
(2P/3W, 30A, 250V)

AGENCY COMPLIANCE:

UL 60950-1 (2ND EDITION) + AMENDMENT 1:2009, CSA C22.2 NO. 60950-1-07 (2ND EDITION) + AMENDMENT 1:2009, IEC623 CB FULL CERTIFICATION SCHEME (CB-FCS)
FCC PART 15, CLASS A, INDUSTRIAL
ROHS COMPLIANT (REDUCTION OF HAZARDOUS SUBSTANCES)
WEEE COMPLIANT (WASTE OF ELECTRICAL AND ELECTRONIC EQUIPMENT)

ENVIRONMENTAL:

OPERATING: 41° F-140° F (5° C-60° C) NON-CONDENSING, NON-CORROSIVE,
10% - 90% RH
STORAGE TEMPERATURE: -4° F-185° F (-20° C - 85° C)

NOTES:

1. UNIT DIMENSIONS: 68.4" [1737mm] H x 2.4" (61mm) D x 2.2" (56mm) W
2. UNIT WEIGHT: 16.5lbs (7.5kg)
3. SHIPPING DIMENSIONS: 72.2" (1962mm) H x 10.7" [273mm] D x 6.2" [159mm] W
4. SHIPPING WEIGHT: 18.5lbs (8.4kg)
5. ALL WIRING IS TO BE IN COMPLIANCE WITH NATIONAL AND LOCAL ELECTRIC CODES.
6. (2) MOUNTING BUTTONS AND (2) MOUNTING BRACKETS SUPPLIED WITH EACH UNIT. EITHER OPTION CAN BE USED TO MOUNT THE PDU.

INPUT POWER

INPUT CORD	INPUT PLUG	WIRE COUNT	PHASE	VOLTAGE (VAC)	RATED AMPS	MAX. CONT. AMPS
10 FT/3.0M	L6-30P	L + L + PE	1	200-250V	30	24

OUTPUT POWER

BRANCH	RECEPTACLE TYPE (QUANTITY)	NOMINAL VOLTAGE (VAC)	MAX. CONTINUOUS AMPS	
			PER RECEPTACLE	PER BRANCH
A	(9) IEC-C13 / (3) IEC-C19	200-250V	12/16	16
B	(9) IEC-C13 / (3) IEC-C19	200-250V	12/16	16

METERING PARAMETER	MEASUREMENT ACCURACY
VOLTAGE	±1% + 0.1 VAC
CURRENT	±1.5% + 0.01A FROM 1% TO 10% OF UNIT RATING; ±1% FROM >10% TO 125% OF UNIT RATING

DRAWN BY K. STACY	SHEET NO. 1 OF 1
CHK BY S. KALAPOS	ECN NO.
REF. DWG.	ORDER NO.

MPH2 MANAGED RACK PDU
METERED AND OUTLET SWITCHED
MPHC1112

DWG. NO. MPHC1112	DATE 10/10/14	REV. # 1	1050 DEARBORN DRIVE P.O. BOX 29186 COLUMBUS, OHIO 43229
----------------------	------------------	-------------	---

